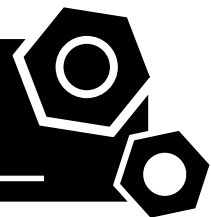


**Generator set**  
**Sound-proof type**  
**WPS180BS**

# **SPECIFICATIONS**



## 1 Standards & Conditions

### Design Standards

The designs and the productions are in conformity with:

- Conformance Européenne (CE)
- China Compulsory Certification (CCC)
- ISO8528-5:2005
- GB/T2820.5-2009

### Environmental Operating Conditions

- Installation place: Outdoors or indoors (well ventilated).
- Ambient temperature: -25°C to 50°C. The coolant heater is needed when the temperature is below 5°C
- Humidity: Less than 80%.
- Altitude: Below one thousand (1000) meters.

### Factory Inspection

- Inspection items.
- Protection devices working test.
- Starting ability in normal temperature.
- 50% rated power load moment capability.
- Voltage deviation and speed variation: 0%, 25%, 50%, 75%, 100%, 110% Load.

### Painting Process

- Painting process specifications and colors are based on the manufacturer's standard.
- The customer could also choose the color which the manufacturer offers.

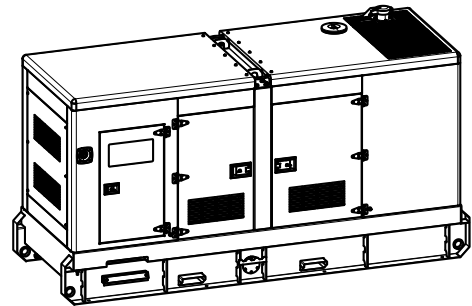
## 2 General Features

- Perkins engine 1106A-70TAG3
- Close coupled to a Stamford alternator UCI274G
- Microprocessor control module PLC-7420
- NADER main circuit breaker: 315A
- Rotate speed governor: Mechanical governor
- Excitation system: Self excited , SHUNT
- A.V.R model: AS440
- Key switch
- Emergency stop switch
- ATS (automatic transfer switch) receptacle
- 1x12V/120AH sealed for life maintenance free battery

- Lockable battery isolator switch
- Powder coated canopy
- 50°C radiator
- Oil pump on the engine
- Steel base frame with forklifts
- Vibration isolators between the engine/alternator and base frame
- Dry type air filter
- Base fuel tank for 10 hours running
- Drain points for fuel tank
- Operation Manual / Specifications

## 3 Equipment Specification

### General technical data

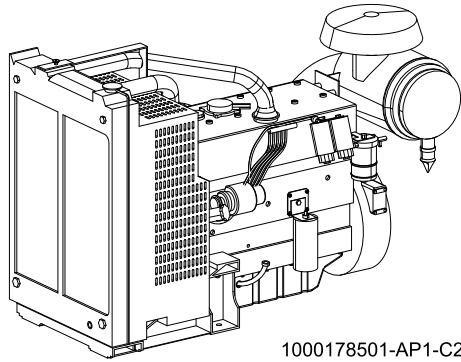


1000023148-AP1-C3

Model.....	WPS180BS
Structure type .....	R
Tank capacity.....	420L
Dry weight.....	2658kg
Sound pressure level @1m/ 7m .....	N/A
Sound power level acc. 2000/14/EC .....	N/A
Dimensions L×W×H.....	3468x1222x1843mm
Standby Power .....	198kVA/158kW
Prime Power.....	180kVA/144kW

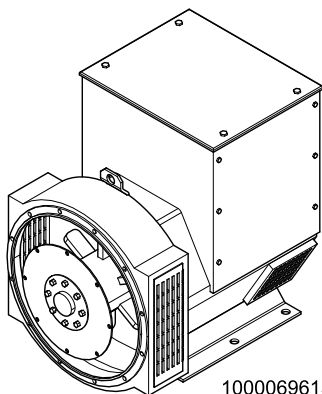
Voltage	380V	400V	415V	440V	
Ampere	273.4A	259.8A	250.4A	236.1A	
<b>Genset Fuel Consumption</b>					
Frequency/Load	25%	50%	75%	100%	110%
50Hz (L/h)	10.8	20.1	31.8	41.6	44.6

## Dck Yf 'GngHya



1000178501-AP1-C2

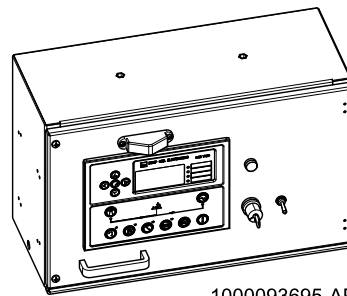
Engine Manufacturer/Brand.....	Perkins
Engine Model.....	1106A-70TAG3
Dimensions L×W×H.....	1763×756×1142mm
Dry Weight (approx.) .....	788kg
Number of Cylinders.....	6
Bore.....	105mm
Stroke.....	135mm
Displacement.....	7.01L
Compression Ratio.....	16
Type of Injection .....	Direct injection
Intake System.....	Turbocharged and air charge cooled
Intake Resistance.....	≤8kPa
Cooling System .....	Water cooled
Fan .....	Pusher
Battery Voltage.....	12V
Type of Fuel.....	ASTM D975, Class 1D & Class 2D
Type of Oil .....	API-CH4/ACEA E5
Oil Capacity .....	16.5L
Type of Coolant .....	Glycol mixture
Coolant Capacity.....	21L
Back Pressure .....	6.0kPa
Standby Power .....	160kW
Prime Power.....	144kW
Fuel Consumption(100%load).....	41.6L/h



1000069615-AP1-A1

Alternator Manufacturer/Brand .....	Stamford
Alternator Model .....	UCI274G
Exciter.....	Brushless
Cooling Fan .....	Cast alloy aluminum
Windings.....	100% copper
Insulation Class .....	H
Winding Pitch.....	2/3
Terminals .....	12
Drip Proof .....	IP23
Altitude.....	≤1000m
Overspeed .....	2250rpm
Air Flow.....	0.514m³/s(50Hz),0.617m³/s(60Hz)
Voltage Regulation .....	±1.0%
Total harmonic TGH / THCat no load < 1.5 % - on load < 5%	
Telephone Interference.....	THF<2%;TIF<50

## PLC-7420 Control System



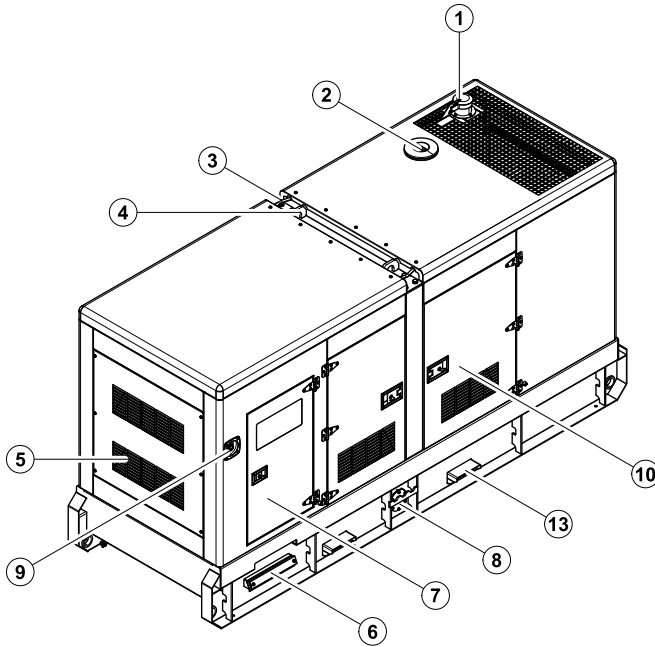
1000093695-AP1-D3

PLC-7420 is an advanced control module based on micro-processor, containing all necessary functions for protection of the genset and the breaker control. It can monitor the mains supply, and automatically start the engine when the mains is abnormal. Accurately measure various operational parameters and display all values and alarms information on the LCD. In addition, the control module can automatically shut down the engine and indicate the engine failure.

- Microprocessor control, with high stability and credibility
- Monitoring and measuring operational parameters of the mains supply and genset
- Indicating operation status, fault conditions, all parameters and alarms
- Multiple protections; multiple parameters display, like pressure, temp. etc.
- Manual, automatic and remote work mode selectable
- Real time clock for time and date display, overall runtime display, 250 log entries
- Overall power output display
- Integral speed/frequency detecting, telling status of start, rated operation, overspeed etc.
- Communication with PC via RS485 OR RS232 interface, using MODBUS protocol

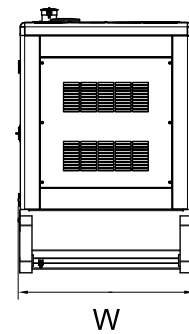
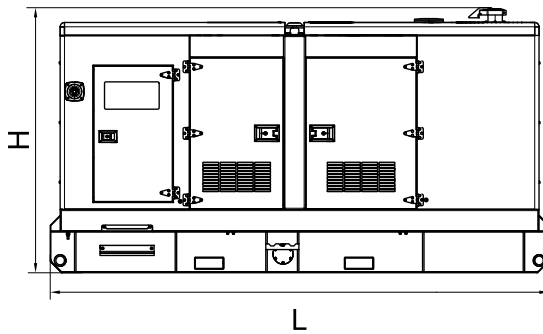
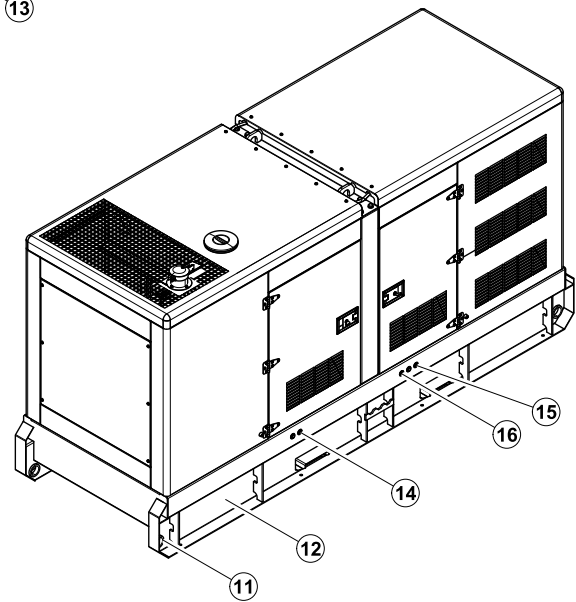
## 4 Overall Dimensions

1000023148-DR1-C3

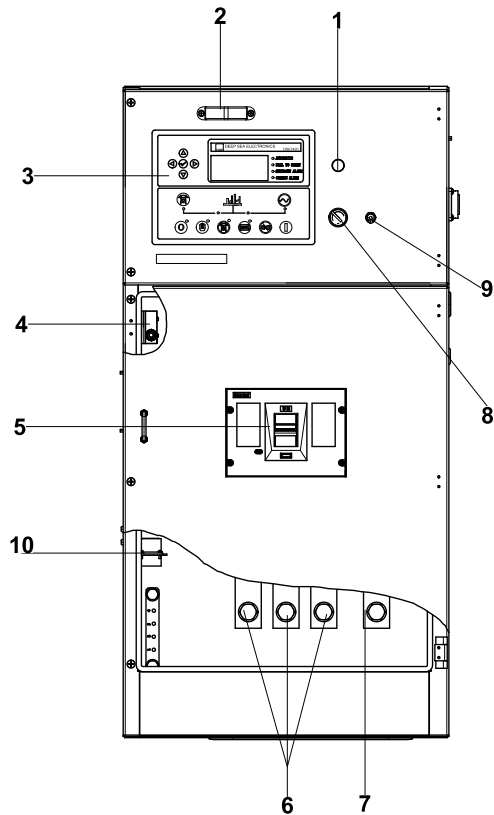


Dry weight	2658kg
Fuel tank capacity	420L
Dimensions L x W x H	3468x1222x1843mm

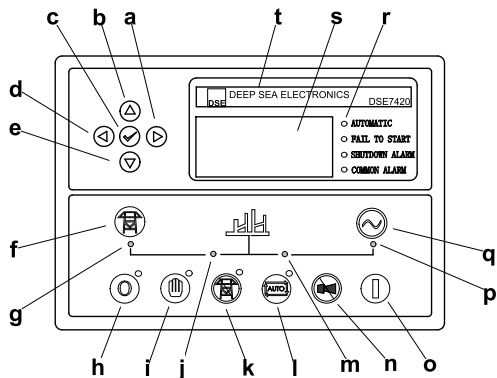
- ⑧ Fuel drain
- ⑦ Control cabinet
- ⑥ Cable trench
- ⑤ Air inlet
- ④ Lifting lug
- ③ Roping lug
- ② Coolant inlet
- ① Exhaust gas outlet
- ⑩ Oil drain hose fitting
- ⑨ External fuel inlet/return hose fitting
- ⑧ Coolant drain hose fitting
- ⑦ Fork lift channel
- ⑥ Base frame
- ⑤ Tie down
- ④ Access door
- ③ Emergency stop switch



## 5 Control System



**Control & field wiring cabinet**



**Control Panel**

Ref.	Description
1	Charge indicator
2	Control cabinet lamp
3	Control module
4	Limit switch
5	Main circuit breaker
6	Live wire terminals
7	Neutral wire terminal
8	Key switch
9	Control cabinet lamp switch
10	Mains input/remote/AMF communication connector

a	Button (next page)
b	Button (increase value / previous item)
c	Button (accept)
d	Button (previous page)
e	Button (decrease value / next item)
f	Button (transfer the load to the mains supply, when in Manual mode only)
g	Mains supply available LED
h	Stop / Reset button
i	Manual button (Manual control mode)
j	Mains supply on load LED
k	Test button (Test mode)
l	Auto button (Auto mode)
m	Genset on load LED
n	Mute/Lamp test button
o	Start button (Manual)
p	Genset available LED
q	Button (transfer the load to the genset, when in Manual mode only)
r	Alarm LED (4 alarm items)
s	LCD display
t	Control module name

1000023148-C3-E
-----------------

01.2014
---------

<http://www.powerlinkworld.com>

*Specification may change without prior notice. For more info.,  
contact Power Link or your local distributors please.*